

Actsmart Office Scorecard

Cogito Group

As of 18-Apr-2023

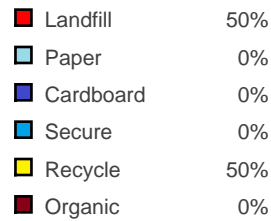
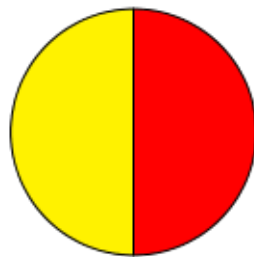
Joined Program: 29-Jan-2018

Accredited: 28-Mar-2022

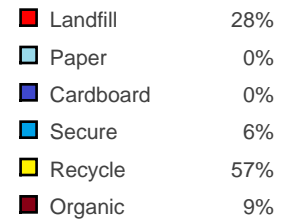
Audits Completed: 5

Comparison Audit: 21-Feb-2018					Latest Audit: 18-Apr-2023				
Waste Stream	Annual Waste in M3	Weight in Tonnes	Annual CO2 Equiv Emissions in Tonnes	Annual CO2 Equiv Emissions Avoided in Tonnes	Waste Stream	Annual Waste in M3	Weight in Tonnes	Annual CO2 Equiv Emissions in Tonnes	Annual CO2 Equiv Emissions Avoided in Tonnes
Landfill	4.4	0.7	0.6	0.0	Landfill	2.9	0.4	0.4	0.0
Paper	0.0	0.0	0.0	0.0	Paper	0.0	0.0	0.0	0.0
Cardboard	0.0	0.0	0.0	0.0	Cardboard	0.0	0.0	0.0	0.0
Secure	0.0	0.0	0.0	0.0	Secure	0.6	0.1	0.0	0.1
Recycle	4.4	0.3	0.0	0.4	Recycle	5.8	0.4	0.0	0.5
Organic	0.0	0.0	0.0	0.0	Organic	0.9	0.3	0.0	0.5

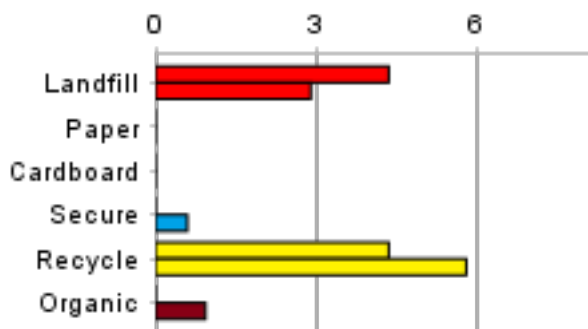
Comparison Audit Composition



Latest Audit Composition



Cubic Metres of Waste by Stream - Initial Audit (Upper Bar) vs Latest Audit (Lower Bar)



Stream	Comparison M3	Latest M3	% Change
Landfill	4.37	2.91	33% Decrease
Paper	0	0	0% No change
Cardboard	0	0	0% No change
Secure	0	0.6	0% Increase
Recycle	4.37	5.82	33% Increase
Organic	0	0.94	0% Increase